

**2023 YOUTH FAIR
RULES & GUIDELINES**



DECEMBER 3-9, 2023

PROJECT DROP OFF/JUDGING: WILLIAMSON COUNTY EXPO CENTER
5350 BILL PICKET TRAIL, TAYLOR, TX 76574

MAIL ENTRIES: WILLIAMSON COUNTY AGRILIFE EXTENSION OFFICE
100 WILCO WAY, STE. AG201, GEORGETOWN, TX 78626

Table of Contents

Youth Fair Entries Mandates	5
Schedule of Events	6
Youth Fair General Rules	7-8
Awards Chart	9
Country Store Protocols	10
Division A: Preserved Foods	11
1. Jellies, Jams, Marmalades & Preserves	
2. Canned Salsa	
3. Canned Fruits and Canned Vegetables	
4. Pickled Vegetables	
5. Sauces	
6. Dried Foods, including jerky	
Division B-H Overall General Rules	12
Division B: Cakes	13
1. Iced	
2. Un-Iced	
3. Cupcakes	
Division C: Yeast Breads	14
1. Loaf of White or Dark Yeast Bread	
2. Yeast Rolls	
3. Sweet Yeast Breads	
4. Fruit Kolaches (no cream cheese)	
Division D: Quick Breads	14
1. Loaf of Quick Bread	
2. Quick Bread Muffins	
3. Coffee Cake with no yeast	
Division E: Pies	15
1. Fruit pies/Cobbler	
2. Nut Pies	
3. Other (i.e. Meat pies, pumpkin)	
Division F: Decorated Baked Goods	15
1. Cakes	
2. Cupcakes	
3. Cookies	
4. Gingerbread Creations	
Division G: Candy	16
1. Fudge	
2. Pralines	
3. Brittles	
4. Toffee	
5. Candy, Other Types	
Division H: Cookies	17
1. Bar Cookies	
2. Brownies	
3. Rolled/Cutout Cookies	
4. Drop Cookies	
5. Shaped/Pressed Cookies	

Division I: Clothing	18
1. Textile Sewn Clothing- Separates	
2. Textile Sewn Clothing- Outfit/ Dress	
3. Textile Sewn Clothing- Semi-Formals/Formals	
4. Textile Sewn Clothing- Sleepwear	
5. Textile Sewn Clothing- Re-Fashion	
6. Textile Sewn Clothing- Special Interest	
Division J: Quilts	19
1. Tie Quilting	
2. Hand Quilting	
3. Machine Quilting	
Division K: Textile Crafts	19
1. Home Décor	
2. Blankets	
3. Decorated Garments	
4. Accessories	
Division L: Needlework	20
1. Needlework	
2. Crochet	
3. Knitting	
4. Cross-Stitch	
5. Needle-Felting	
Division M: Art 2D	21
1. Drawing Pastels	
2. Drawing Tempera	
3. Drawing Crayons	
4. Drawing Black and White Charcoal	
5. Drawing Black and White Ink	
6. Drawing black and White Pencils	
7. Painting Watercolor	
8. Painting Oils	
9. Painting Acrylic	
10. Miscellaneous	
Division N: Art 3D	22
1. Mixed Media	
2. Sculpture	
3. Paper Art	
4. Legos	
5. Functional Metal Art (knives)	
6. Horseshoe Art	
7. Recycled Metal Art	
8. Miscellaneous	


Division O: Creative Craft	23
1. Jewelry	
2. Recycle-Repurpose	
3. Holiday corner	
4. Miscellaneous	
Division P: Artificial Floral Crafts	24
1. Floral Centerpieces and Artistic arrangements	
2. All Wreaths	
3. Floral Holiday	
4. Miscellaneous	
Division Q: Woodworking	25
1. Recycled Woodworking	
2. Woodwork Crafts-Functional (toys, birdhouses, etc.)	
3. Miscellaneous	
Photography Division I, II & III General Rules	26-27
Division R: Photography Division I	28
1. Animals-Domestic	
2. Catch All	
3. Landscape and Nature	
4. People	
5. Plant/Floral	
Division S: Photography Division II	29
1. Animals – Wildlife	
2. Dominate Color	
3. Food	
4. Sport	
5. Theme	
Division T: Photography Division III	30
1. Details & Macro	
2. Elements of Design	
3. Enhanced	
4. Motion/ Action	
5. Travel & Place	
Division U: Horticulture	31
1. Container Grown Plants	
2. Terrariums	
3. Table Center Piece	
4. Wreaths	
Division V: Ag Mechanics	32-36
Division W: Public Speaking.....	37
Public Speaking Score Sheet	38
WCYF Recipe Form	39
Exhibit Entry Form	41
Exhibitor's Itemized List	42
Ag Mechanics Entry Forms	43-44

Youth Fair Entries

1. **ENTRY PROCEDURE & DEADLINE:** All entries must be submitted on or before **November 1, 2023 by 8:00 pm on the WCYF entry night at the Extension Office (see address below).**
2. **Late entries will be accepted through November 17, 2023 by 5:00pm via online payment with QR code, mail in or drop off at the Extension Office for an additional fee.**
3. Bring a thank you card expressing gratitude to the WCYF judges for volunteering their time and talents to our kids. You may bring this to entry night or when you turn in your projects.
4. **ALL PROJECTS MUST BE HANDMADE BY EXHIBITOR.** Finished projects may not be store bought.
5. **AGE GROUPS:** Exhibitors will be divided into Four (4) divisions determined by age.
 - Clover Kids/Pre-Junior – Grade K-2
 - Juniors – Grade 3-5
 - Intermediates – Grade 6-8
 - Seniors – Grade 9-12



WCYF REGISTRATION

6. **ENTRY FEES (You may now pay online by scanning the QR code):**
 - CLOVER DIVISIONS: \$2.50/Entry LATE ENTRY: \$5.00/Entry
 - ALL DIVISIONS: \$5.00/Entry LATE ENTRY: \$10.00/Entry
- **NO REFUNDS OF ENTRY FEES WILL BE MADE FOR ANY REASON.**
- **NUMBER OF ENTRIES:** Each exhibitor will be permitted to enter **NO MORE** than one entry per class.
9. New rules will be indicated with a blue star in the upper left corner 

Williamson County Extension Office
100 Wilco Way, Ste. AG 201
Georgetown, TX 78626
512-943-3300



WILLIAMSON COUNTY YOUTH FAIR EVENT SCHEDULE

Wednesday, November 1, 2023

Deadline for Entries due to the County Extension Office by 8:00pm

Friday, November 17, 2023

Deadline for Late Entries to the County Extension Office by 5:00pm

Saturday, December 2, 2023

2:00pm: Judging Begins for Public Speaking

Sunday, December 3, 2023

2:00pm-6:00pm: Project Check-In

Monday, December 4, 2023

8:00am-1:00pm: Project Check-In

2:00pm: Judging begins for all Divisions EXCEPT Ag Mech & Public Speaking

Tuesday, December 5, 2023

8:00am: JUDGING BEGINS FOR AG MECHANICS

9:00am-11:00am: Hall open for **viewing only** (Exhibits will NOT be released or sold)

11:00am: Country Store Open (Exhibits available for sale)

6:00pm-7:00pm: WCYF Winner's Circle Presentations

7:00pm-8:00pm: Hall & Country Store Open *Exhibit items not for sale can be picked up

8:00pm: Main Hall Closes

Wednesday, December 6, 2023

9:00am-5:00pm: Country Store Opens - Main Hall for viewing & sale of ALL Divisions/Exhibit items marked with a price *Exhibit items not for sale can be picked up during this time slot

5:00pm: Final Country Store check out to pick up all remaining items and Youth Fair is closed

Saturday, December 9, 2023

10:00am: BEST IN SHOW BANNER ITEMS MOVE ON TO THE AUCTION- (More info given on auction details and time slots at check in)

WCYF inquiries can be emailed to: info.wcyf@gmail.com

Youth Fair General Rules

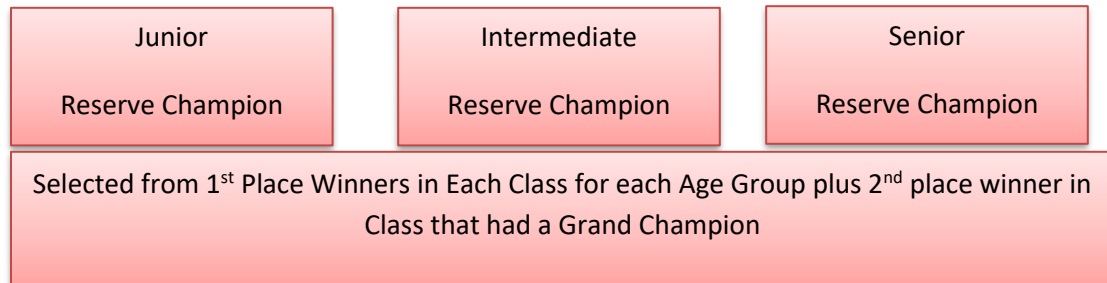
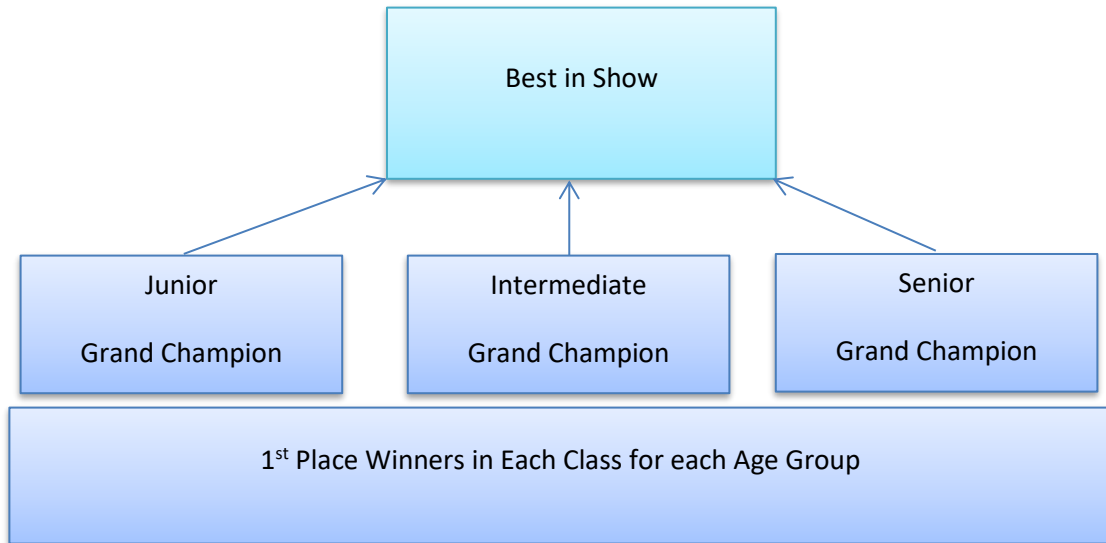
1. **Exhibit areas will be closed during judging.** Judges decisions are final.
2. **PROJECT QUALIFICATIONS:** Projects that have been released back to the exhibitor from the Williamson County Youth Fair (WCYF) cannot be re-entered in a WCYF in following years. The exhibit **MUST** be made within the calendar year. (From Youth Fair to Youth Fair)
3. **PROJECT INFORMATION SHEET:** Some projects require you to have a Project information sheet (located on page 39) or 5x7 notecard attached to entry. Read your division rules to see if your project requires it. This is where the exhibitor can describe techniques learned/applied, if it is a kit or not, describe the creation process and what the item is. This is highly suggested but not required in all divisions. (Divisions A-H require a recipe form located on page 41). Notecards are not allowed in food divisions.
4. **Ag. MECHANICS is the ONLY Division with GROUP PROJECTS:** Ag Mech group project exhibitor guidelines:
 - Group projects will be entered and judged in the age group based on the age of the oldest member in the group. (See Youth Fair Entry Rules for age divisions)
 - Complete descriptions must be given for each entry. All group members and their parent or guardian must sign the entry form. One (1) Team Leader will enter the group project but must list all team members in the group on the entry form.
 - All proceeds from group projects will be made payable to the team leader as indicated on the entry form unless other arrangements are made with the Williamson County Livestock Association.
5. **CLASSIFICATIONS:** Questions arising in classifications of entries will be resolved by the Youth Fair Director. All entries that do not meet the rules outlined in this handbook will be disqualified and will not be judged. Entries may be moved to a different category if deemed necessary. At the Youth Fair Directors' discretion, we reserve the right to combine and/or divide any class for more competitive judging. The Youth Fair Superintendent may move any entry to another division/class in order to group similar items for judging. Age groups will not be combined for judging purposes. Decision of Youth Fair Directors and Superintendent is final. ***Even though item is accepted, it is still up to the superintendent to determine if it qualifies for judging.**
6. **SAFETY:** All projects shall meet safety standards and electrical codes. Failure to comply shall result in disqualification of the project.
7. **NO LIVE ANIMALS**

8. COUNTRY STORE:

- All baked goods divisions will be sold in the Country Store at a set price. Other division entries will have the opportunity to set the price of their item.
- All money received for a project in the Country Store goes directly to the exhibitor; WCYF retains no portion of these funds.
- Items may be purchased by the public through the Country Store. Any project not claimed by the final close of the County Store will become property of WCYF, NO EXCEPTIONS.

9. **RELEASE OF EXHIBITS:** BAKED GOODS become property of WCYF and will not be released. All other projects MUST be picked up at by the end of the final Country Store date. Any projects NOT picked up during the designated release time will become the property of WCYF. A Club Manager or School Advisor can pick up entries for members/students.
10. **RIBBONS:** Ribbons will be placed on the projects upon completion of judging. All ribbons not picked up during the designated release time will be turned over to Club Managers or School Advisors. The WCYF and the Extension Office are not responsible for ribbons once the Managers and Advisors have possession of the awards.
11. **AWARDS:** Rosettes will be awarded to entries provided they are Grand or Reserve Grand Champion quality. Projects receiving Grand or Reserve Grand Champion will be eligible for the Best in Show. Best in Show will receive a banner for their project.
12. **DISPLAY EQUIPMENT:** Display equipment is allowed in creative crafts, woodworking and metal crafts divisions.
13. **AUCTION:** All Best in Show exhibitors are required to attend the WCLA Auction. All Baked Goods winners are required to make a fresh entry to be auctioned off. All other divisions must notify the AgriLife Extension Office, if they are selling their entry or providing a buyers basket. All Best in Show winners will complete a provided project description form and email it to brittany.allen@ag.tamu.edu by 5:00pm December 8th.

Awards Chart



COUNTRY STORE

SUPERINTENDENT: Michele Chambers


A Country Store will be held during the Williamson County Youth Fair to provide participants in the Foods Division an opportunity to sell their baked products. ***Participation is mandatory for food items*** Exhibitors are given the opportunity as well to sell their other division item if they choose to by marking it with a sale price.

SPECIAL RULES:

1. All foods eligible for the Country Store must meet the Division and General rules for Baked Good Rules as listed in this book. Exhibitors may enter for sale only those items that have been judged in the Foods Division. Best in Show (Auction) items are eligible for sale in the Country Store.
2. Food Preservation entries are NOT eligible for sale in the Country Store.
3. The following floor price has been established for all food items. Purchasers may pay more, if desired.
 - \$ 5.00 - Cookies
 - \$10.00 - Candy
 - \$10.00 - Cupcakes, Rolls, Muffins, or Sweet Rolls
 - \$10.00 - Quick Bread
 - \$10.00 - Yeast Bread, Sweet Yeast Breads and Coffee Cakes
 - \$15.00 - Pies
 - \$15.00 - Cakes
 - \$20.00 - Decorated Baked Goods
4. Those non-food items that do not sell in the County Store exhibits may be released to the exhibitor or an individual designated by the exhibitor (i.e.: Parent, Grandparent, Teacher, 4-H Leader etc.) who will sign for the exhibits.
5. All food items become property of Williamson County Youth Fair and will not be returned at checkout. They will be donated to another party TBA.
6. Buyers will write their check directly to the exhibitor which will be held by the Country Store until check-out. These checks along with placing ribbons, judges' comments and project worksheets will be given to exhibitors at check-out in one packet per exhibitor. In case of an Ag Mechanics group project, buyers will write a check to the Team Leader which is being represented.

DIVISION A: PRESERVED FOODS GENERAL RULES

SUPERINTENDENT: Jennifer Fowler

1. All canned foods must be *properly processed in a canning jar (Mason, Ball or Kerr Jars) with unbroken seals (paraffin seals are not acceptable).  *Properly processed is defined as foods that have been canned using a pressure canner (low acid foods) or boiling water canner (high acid foods). ® InstaPots are not approved canners. For more info on proper processing techniques, you can visit the National Center for Home Food Preservation at <https://nchfp.uga.edu/> or call the Extension Office.
2. Dried foods except for meats; must be in pint or half pint jars. Meats will need to be in moisture and vapor proof bags. (i.e. vacuum sealed)
3. Projects that show obvious signs of spoilage will be disqualified by the superintendent.
4. A complete recipe – which includes the proper canning method used to preserve the item and step by step procedures on the canning method - must be attached to your entry on an official WCYF recipe form.
5. Project must be entered with **NO EMBELLISHMENTS ON JARS OR BAGS.**
6. Jellies, Jams, Marmalades & Preserves (½ pint or 1 pint size sealed jar).
7. Salsa (1/2 pint or 1 pint size sealed jar).
8. Pickled Vegetables (1 pint or 1 quart size sealed jar).
9. Sauces (1 pint or 1 quart size sealed jar).
10. Dried Foods (fruits, herbs, and vegetables); including jerky – Each entry must have 3 pieces for judging.

PRESERVED FOODS CLASSES


1. Jellies, Jams, Marmalades & Preserves
2. Canned Salsa
3. Canned Fruit and Canned Vegetables
4. Pickled Vegetables
5. Sauces
6. Dried Foods (fruits, herbs, and vegetables), including jerky

DIVISION RULES for BAKED GOODS
(For Divisions B-H)

1. **THE FOLLOWING DIVISIONS: CAKES, BREADS, PIES, COOKIES, DECORATED BAKED GOODS & CANDY** must be on one of the following acceptable containers:

- Large white paper plate inside a gallon sized zip-lock bag
- 8 or 9 inch disposable aluminum pie plate
- 9x5 inch disposable aluminum bread/loaf pan
- 9x13 disposable aluminum pan with plastic lid or plastic wrap
- White corrugated cardboard cake boards
- **NO** embellished containers or wrappers will be accepted

For transportation purposes – you can use a bakery box or cardboard box of any kind

2. Baked items that show obvious signs of spoilage before judging will be disqualified by the superintendent.
3. Recipe Submissions: Recipes will ONLY be submitted at check-in. At the time of check-in, the printed-out recipes will be reviewed and accepted or denied. It is up to the exhibitor to ensure that their recipes meet WCYF guidelines. Contact the division superintendent for questions.
4. Recipes, we prefer they be typed & printed out on the Editable PDF WCYF Official Recipe Entry Form which can be found at <https://williamson.agrilife.org/williamson-county-youth-fair-2/> or if necessary a blank recipe form can be found at the conclusion of the rules.
5. Preparation: All foods must be made from scratch by the exhibitor. Cake mixes, ready-made prepared frosting, prepared pie crust, canned pie filling, and pudding mixes **are NOT acceptable**. No pre-made toppings, i.e. caramel ice cream topping. **This rule excludes the Decorated Baked Goods Division.**
6.  **FOR the Decorated Baked Goods Division ONLY:** You may bake your cake using a boxed mix if you like & use ready-made prepared frosting.
7. **NO ALCOHOL:** This includes rum, brandy, wines, and liqueurs. Any violation of this rule will be disqualified.
8. Uncooked raw milk (non-pasteurized, non-homogenized) is not permitted in any recipe.
9. **WARNING!** Due to food safety concerns, **NO FOODS** with cream cheese frosting or fillings will be accepted for judging. Cream cheese, sour cream or other perishable ingredients such as eggs which are blended together, and fully cooked with other ingredients, into the final product, are safe and acceptable. **Rule of Thumb:** if it must be refrigerated it will not be accepted.
10. Judges criteria will include, but may not be limited to the following:
- Taste
 - Texture
 - Appearance
 - Quality
11. Prior to check in please place **one tasting piece** securely wrapped in clear plastic wrap on small disposable plate. This is NOT a requirement in the decorating categories. **Tasting piece HAS TO BE cut from the actual displayed entry. If not, exhibit will be disqualified.**

DIVISION B: CAKES GENERAL RULES

SUPERINTENDENT: Nina Estes

Apply Division Rules located on page 12 in addition to:

1. Icing should be made from scratch and should be applied to all cakes in the iced class. Egg white frosting is acceptable as long as the eggs have been pasteurized.
2. Ingredients such as canned pineapple, frozen fruit, fresh fruit, fresh flowers, cream cheese, mayo or salad dressing MUST NOT be used in the decorated frosting or filling in any food division.
3. Iced Cake is any cake with a frosting. The frosting will be 1 color and will not include any designs or decorations.
4. Un-Iced Cake is any cake that does not contain frosting. This class may be entered plain, dusted with powdered sugar, chocolate drizzle or drizzled with a powdered sugar glaze.
5. Cupcakes: any cake flavor batter baked in muffin pan with liners. May be frosted with no other toppings allowed. 12 cupcakes/entry plus 1 for tasting
6. Frosting must be spread on cakes and cupcakes to be accepted. Decorative tips are not to be used in this division – they should be entered in the Decorated Bake Goods.

CAKE CLASSES

1. Iced
2. Un-Iced
3. Cupcakes

DIVISION C: YEAST BREADS GENERAL RULES

SUPERINTENDENT: Terresa O'Neill

Apply Division Rules located on page 12 in addition to:

1. All yeast breads must be made by hand. Breads made in a bread machine will NOT be judged.
2. No starters will be allowed for the Yeast Bread Classes.
3. Coffee cakes, kolaches, and other sweet yeast breads must be filled with fruit, spice/nut mixture or lemon curd allowed if cooked into product. No cream cheese or cottage cheese fillings will be judged.
4. Sweet Yeast Breads (cinnamon rolls, cinnamon bread, kolaches w/fruit, etc.).
5. All "loaf" entries must be baked in a standard Loaf Pan.
6. No mini loaves

YEAST BREADS CLASSES

1. Loaf of White or Dark Yeast Bread
2. Yeast Rolls
3. Sweet Yeast Breads
4. Fruit Kolaches (no cream cheese)

DIVISION D: QUICK BREADS GENERAL RULES

SUPERINTENDENT: Terresa O'Neill

Apply Division Rules located on page 12 in addition to:

1. Quick breads are made with NO Yeast.
2. Quick Breads include a variety of baked products that are made with "quick-acting" leavening agents such as baking powder and baking soda instead of yeast.
3. Nuts are acceptable in all quick bread classes.
4. Apple sauce may be used in the place of oil; this substitution must be reflected in the recipe.
5. All "loaf" entries must be baked in a standard Loaf Pan.
6. Quick Bread Muffins must have 12/entry plus 1 for tasting.
7. No mini muffins allowed.
8. No mini loaf pans allowed.

QUICK BREADS CLASSES

1. Loaf of Quick Bread
2. Quick Bread Muffins
3. Coffee Cake with no yeast

DIVISION E: PIES GENERAL RULES

SUPERINTENDENT: Sarah Stribling

Apply Division Rules located on page 12 in addition to:

1. No individual pies or tarts will be accepted. The entry must be a standard 8 or 9 inch disposable pie pan that is placed inside a large clear gallon zip-lock bag. NO glass or metal pie plates are allowed as these are not disposable.
2. Nut Pies must include at least a minimum of 1 cup of nuts in the recipe.
3. Meringue is acceptable if using pasteurized egg whites and baked according to recipe.

PIE CLASSES

1. Fruit Pie/Cobbler
2. Nut Pie
3. Other (i.e. meat pie, pumpkin)

DIVISION F: DECORATED BAKED GOODS GENERAL RULES

SUPERINTENDENT: _____

Apply Division Rules located on page 12 in addition to:

1. Cupcakes/Cookies: 12 pieces per entry arranged on either white paper plate in a large clear zip-lock bag or in the 9x13 disposable aluminum pan with clear plastic lid or plastic wrap. Must be iced/frosted.
2. FOR the **Decorated Baked Goods Division ONLY**: You may use a boxed mix to bake your cake & use ready-made prepared frosting.
3. Cakes: Must be iced/frosted and presented on a white cake board.
4. If you are using plastic wrap when transporting entry, it must be removed before check-in.
5. Decorated Baked Goods will not be sampled, no sample piece required.
6. Gingerbread creation: non-edible embellishments allowed, but only 10% of final creation can be non-edible.
7. Must be baked by the exhibitor.

DECORATED BAKED GOODS CLASSES

1. Cakes
2. Cupcakes
3. Cookies
4. Gingerbread Creations

DIVISION G: CANDY GENERAL RULES

SUPERINTENDENT: Amanda Snelson

Apply Division Rules located on page 12 in addition to:

1. 12 pieces per entry, all classes, plus 2 for tasting.
2. Candy products do not contain flour as an ingredient.
3. Microwaves should not be the primary cooking source when making candy.
4. ALERT: Dipped fresh fruit such as chocolate covered strawberries or dipped dried fruit or chocolate covered insects are not considered candy.

CANDY CLASSES

1. Fudge
2. Pralines
3. Brittles
4. Toffee
5. Candy, Other Types

DIVISION H: COOKIES GENERAL RULES

SUPERINTENDENT: Paige McClellan

Apply Division Rules located on page 12 in addition to:

1. 12 pieces per entry, all classes, plus 1 for tasting.
2. Nuts are acceptable in all cookie classes.
3. Graham cracker crumbs, cookie crumbs, cracker crumbs, cannot be used in any other class but bar cookie.
4. No frosting or glazes on any cookie class. (a light drizzle is ok)
5. Rolled Cookies: dough is rolled out and cookies are cut out with a cookie cutter, no icing.
6. Drop Cookies: Dough dropped by spoonful onto a cookie sheet with no further shaping or mashing with a fork, fingers or any object. The final shape may be irregular.
7. Shaped Cookies – Dough is shaped into uniform cookies such as balls or crescents and may be further shaped with an object such as a fork (i.e. peanut butter cookie).

COOKIE CLASSES

1. Bar Cookie
2. Brownie
3. Rolled/Cutout Cookies
4. Drop Cookies
5. Shaped/Pressed Cookies

DIVISION I: CLOTHING DIVISION GENERAL RULES

GENERAL SUPERINTENDENT: Michele Chambers

1. Must include a Project Info Sheet to describe techniques learned and used and steps used to create your project.
2. All clothing must be on a hanger.
3. Items must be sewn by the exhibitor.
4. TEXTILE SEWN CLOTHING – SEPARATES - blouses, shirts, vests, shorts, pants, skirts, jackets or anything that would need another garment to make it a complete outfit.
5. TEXTILE SEWN CLOTHING OUTFIT/DRESS - suit, dress, separates entered together as one item such as a coordinating skirt and blouse or pants and shirt.
6. TEXTILE SEWN CLOTHING SEMI FORMAL/FORMAL – Items to be worn at a formal event with fabric intended for the same, like a prom dress or a pant suit with formal fabric.
7. TEXTILE SEWN CLOTHING SLEEPWEAR – P.J.'s are an easy sewing project that is great for the beginner seamstress.
8. TEXTILES SEWN CLOTHING REFASHION-Definition of Refashion: the result of modifying existing clothing or fabric into a garment more fashionable and different from its original use.
9. TEXTILES SEWN CLOTHING MISCELLANIOUS-Handmade accessories, belts, totes, bags, etc.

CLOTHING CLASSES

1. Textiles Sewn Clothing – Separates
2. Textiles Sewn Clothing – Outfit/Dress
3. Textiles Sewn Clothing – Semi-Formal/Formal
4. Textiles Sewn Clothing – Sleepwear
5. Textiles Sewn Clothing – Refashion
6. Textiles Sewn Clothing – Miscellaneous

DIVISION J: QUILTS DIVISION GENERAL RULES

SUPERINTENDENT: Michele Chambers

1. Must include a Project Info Sheet to describe techniques learned and used and steps used to create your project.
2. TIE QUILTING: The layers are joined by tying in intervals consistent and pleasing with the overall design of the top. The tying is done with yarn, string, or pearl cotton and secured on the top of the quilt with a square knot. Buttons may be added for embellishment to the tied quilt. This is not a fleece throw.
3. HAND QUILTING: Stitches are sewn by hand in a design or outlining the pieced block.
4. MACHINE QUILTING: Stitches are sewn on a machine and must be done by the exhibitor. Pre-quilted, purchased or items created on a preprogramed long arm machine are not eligible. You may use a long arm for free motion quilting as long as it is done by the exhibitor.

QUILTS CLASSES

1. Tie Quilting
2. Hand Quilting
3. Machine Quilting

DIVISION K: TEXTILE CRAFTS DIVISION GENERAL RULES

SUPERINTENDENT: Michele Chambers

1. Must include a Project Info Sheet to describe techniques learned and used and steps used to create your project.
2. All clothing must be on a hanger.
3. HOME DECOR -Hand or machine sewn stuffed animals, stuffed dolls, holiday, pillows, etc.
4. BLANKETS – can be fleece fringed, tied blankets, can be made from other fabric such a flannel with a sewn edging.
5. DECORATED GARMENTS – PURCHASED - sweatshirts, t-shirts, vests, etc.
6. DECORATED ACESSORIES - PURCHASED - belts, scarves, button covers, etc. Should not be sewn, should be purchased. Must be decorated by Exhibitor.

TEXTILE CRAFTS CLASSES

1. Home Decor
2. Blankets
3. Decorated Garments
4. Accessories

DIVISION L: NEEDLEWORK DIVISION GENERAL RULES

SUPERINTENDENT: Michele Chambers

1. Must include a Project Info Sheet to describe techniques learned and used and steps used to create your project.
2. NEEDLEWORK - Needlework / Embroidery (crewel, candle wicking, cross-stitch, needlepoint, etc.).
3. CROCHET - a handicraft in which yarn is made up into a patterned fabric by looping yarn with a hooked needle.
4. KNITTING – knitting creates stitches: loops of yarn in a row, either flat or in the round
5. CROSS-STITCH - a stitch formed of two stitches crossing each other.
6. NEEDLE-FELTING - is the process of interlocking wool fibers by stabbing it with a barbed needle.

NEEDLEWORK CLASSES

1. Needlework
2. Crochet
3. Knitting
4. Cross-stitch
5. Needle-felting

DIVISION M: ART 2D DIVISION GENERAL RULES

SUPERINTENDENT: Leslie Williams

1. **IMPORTANT! Exhibits that have the exhibitor's name on the front of the artwork will not be accepted.**
2. Art will be judged on the following:
 - a. Creativity- Judges will be looking for creative original artwork.
 - b. Composition- Arrange the elements of the art attractively.
 - c. Mastery of materials- Skillful use of your art materials and media.
3. Tracing is not acceptable. Source of idea must be appropriate for entry in the WCYF (for example-lack of clothing on a portrait would not be appropriate).
4. Preparation for Display:
 - All drawings will be mounted attractively with foam board on the back. (foam board-lightweight, white backing material).
 - All drawings will also have a professional-looking matte board frame (lightweight, attractive cardboard frame) mounted on the front.
 - Paintings will be entered on an unframed canvas. (No matte board frame is allowed).
 - Art does not exceed 22"x22".
 - No glass frames or surfaces will be accepted for art classes.
 - Use traditional media as listed for each class.
 - Black and white drawings may use one of the following: charcoal, ink or pencil.

ART 2D CLASSES:

1. Drawing Pastel
2. Drawing Tempera
3. Drawing Crayon
4. Drawing Black and White Charcoal
5. Drawing Black and White Ink
6. Drawing Black and White Pencil
7. Painting Watercolor
8. Painting Oil
9. Painting Acrylic
10. Miscellaneous

DIVISION N: ART 3D DIVISION GENERAL RULES

SUPERINTENDENT: Leslie Williams

1. IMPORTANT! Exhibits that have the exhibitor's name on the front of the artwork will not be accepted.
2. All entries must have an index card with a detailed summary of the project, techniques learned, steps used, and a list of materials.
3. Art will be judged on the following:
 - a. Creativity- Judges will be looking for creative original artwork.
 - b. Composition- Arrange the elements of the art attractively.
 - c. Mastery of materials- Skillful use of your art materials and media.
4. Preparation for Display:
 - Art does not exceed 36"x36".
 - No glass frames or surfaces will be accepted for art classes.
 - Use traditional media as listed for each class.
 - Mixed Media – A technique involving the use of two or more artistic media that are combined into a single composition. Acceptable media include chalk pastels, oil pastels, collage, ink marker, crayon and paint.
 - Recycled metal art is anything constructed mostly of metal and/or decorated with items you have recycled from something else that is wood, metal or leather (i.e.: picture from old barn wood, robot made from tin cans etc.) Attach a brief explanation of the recycling project on an index card to your entry tag to aid the judges evaluating the entry.
 - Entries cannot exceed 50 pounds.
 - No Computer Numerical Control Plasma and Water Jet Cut entries

ART 3D CLASSES:

1. Mixed media (this can be a selection of any of the other media)
2. Sculpture
3. Paper Art
4. Legos
5. Functional Metal Work (Knives)
6. Horseshoe Art
7. Recycled Metal Art
8. Miscellaneous

DIVISION O: CREATIVE CRAFTS DIVISION GENERAL RULES

SUPERINTENDENTS: Patty Rieger & Diane Durand



IMPORTANT: Entries in this division should not exceed 50 lbs. and not exceed the dimensions of 24"X 36". All large furniture must be entered in Ag Mech.

1. Must include an index card to describe new techniques learned, steps used, a detailed summary of the project and a list of materials used
2. **Jewelry**– must be mounted on a flat black display board. A single jewelry item (i.e. just a necklace) or jewelry set (i.e. bracelet, necklace or earrings).
3. **Recycled Repurpose** – Project must be made from 100% recycled material (junk or trash) Examples: bags, purses, plant pots, artwork, jewelry, furniture, clothing, etc.
4. **Holiday Corner** – NON-FLORAL projects themed towards a specific holiday, Valentines, Halloween, Christmas, etc. NO wreaths in this category. Examples: Ornaments, snowmen, holiday ribbon, Mason jar and lightbulb creations, and other holiday themed crafts. ***If the craft has a Holiday theme, it must be entered in Holiday Corner *Must indicate on notecard if project is from a kit or an original design**

5. **Miscellaneous** – Any Creative Crafts project that does not fit in one of the listed classes can be entered in Miscellaneous.

Examples: Popsicle Stick or Foam Creations; Seashell or Rock/Stone Creations

Leather Crafts: EX: Tooled, carved, dyed/painted, laced/stitched objects, belts, coin purse, moccasins, purses, wallets.

Purchased Wood items: EX: Decorated or painted wood frames or jewelry boxes

Paper Crafts: EX: Decoupage, paper mache, crepe paper/tissue flowers, paper plate/coffee filter crafts, origami, card stock crafts such as 3D paper airplanes or greeting cards.

Mason Jar crafts: EX: Painted or decorated jars for office, kitchen, crafts or sewing notion storage

Lamps: EX: Battery operated candles, light strings or small table lamps with shade, wired for plug in

Candle Making or Soap Making

If you have a craft project that you are unsure of where it goes, enter it in Miscellaneous

CREATIVE CRAFTS CLASSES:

1. Jewelry
2. Recycled Repurpose
3. Holiday Corner
4. Miscellaneous

DIVISION P: ARTIFICIAL FLORAL CRAFTS DIVISION GENERAL RULES

SUPERINTENDENTS: Patty Rieger & Diane Durand

1. **No fresh flowers or live plants.**
2. **Floral Centerpieces & Artistic Arrangements – NON-HOLIDAY THEMED**-Examples: Centerpieces for coffee table, dining room table, kitchen island, fireplace mantels; wedding, homecoming mums, birthday or baby shower arrangements or centerpieces. No water in the vase or centerpiece is allowed. Silk, plastic, fabric, paper flowers/foilage, artificial nut or berry stems may be used. Dried flowers, foliage & branches may be used. Other decorative items such as feathers, mini hay bale, candles, small stuffed animal, baby toys or items, paper or plastic birds & butterflies etc. may be incorporated. Containers may include baskets, vases, jars, small vintage suitcases, a cowboy boot, ceramic, plastic, cardboard or metal containers. Styrofoam, floral foam or marbles may be used to anchor the items if needed, but no water allowed.
3. **ALL Wreaths** – No live plants – (Exhibitor MUST provide a hanging loop or door hanger for display). Must indicate where the “top” of the wreath is located to ensure it is hung correctly. **This class includes ALL WREATHS including Holiday wreaths.** Examples: Christmas, other holidays, seasonal, wedding, baby shower, or any type of themed or decorative wreath.
4. **Floral Holiday Corner** – project is themed towards Holiday Floral Crafts. **NO** wreaths in this category. Examples: Centerpieces, garlands and miniature artificial trees.
5. **Miscellaneous** – Any Artificial Floral project that does not fit in one of the listed classes can be entered in Miscellaneous.

ARTIFICIAL FLORAL CLASSES:

1. Floral Centerpieces & Artistic Arrangements
2. ALL Wreaths
3. Floral Holiday Corner
4. Miscellaneous

DIVISION Q: WOODWORKING DIVISION GENERAL RULES

SUPERINTENDENT: Marvin Kroft



Furniture entries will be entered in the Ag Mech Division.

1. All entries must have an index card with a detailed summary of the project, techniques learned, steps used, and a list of materials
2. The entry must be fabricated/constructed out of multiple individual pieces of wood by the participant. The piece cannot be pre-assembled and must be fully created by the participant.
3. **Entries must not exceed 50lbs** and fit on a tabletop.
4. A recycled woodworking craft is anything constructed of wood with items you have recycled from something else that is wood. (i.e.: picture frame from old barn wood or shelves from old pallets, etc)

WOODWORKING CLASSES:

1. Recycled Woodworking
2. Woodwork Crafts-Functional (Toys, birdhouses, etc)
3. Miscellaneous

PHOTOGRAPHY DIVISION I, II & III GENERAL RULES

CO-SUPERINTENDENT: Heather Girvan

CO-SUPERINTENDENT: Rachel Hwang



NO DIGITAL PHOTOS. Please read ALL the Photography rules carefully.

Acceptable Photographs

1. Each exhibitor may enter **ONE photograph per class per division** for a total of 15 entries.
2. Photos will be judged and as follows: Ribbons 1st – 10th, 15 Grand Prizes & Reserve Prizes, 3 Best of Shows
3. All photographs should be the work of a single exhibitor (no group entries) and taken between **January 1, 2023** and the submission date.
4. Photographs may be color, sepia, black and white, or combination thereof, in any category except dominant color which must have a color.
5. Some minor editing is allowed in all categories but should be limited to adjustment to contrast, removing red eye, brightening, or shadowing, etc. You may also use a program such as Photoshop or Gimp to remove a small unwanted item from the photo such as a piece of trash or dead stem, **but the photo should not appear to be edited.** Any help given to the student by parents or teachers should be age appropriate and limited to helping the exhibitor learn to use the program. At the Senior level the exhibitor should be the only person manipulating the photo. **The point is to learn to TAKE a good photo, not to CREATE a good photo with technology.**
6. Any photography questions can be directed to georgetown4h@gmail.com

Photo Submission



All photos must include the Photography Info Sheet (A copy is included at the end of this packet. Make more copies as needed.)

Printing and Mounting of photos

1. All photographs must be printed on photo paper, and securely mounted by the exhibitor on a black or white backer board. You may use: foam board, matte board, or gator board. Plain paper photos or copies of photos will not be accepted. All categories **MUST** be 8x10 and mounted on 8x10 **backer board**.
2. No photo should be framed, matted, or have anything attached to the front of the photo.
3. Surface finish (glossy or matte) of the photograph is the choice of the exhibitor.

Copyright and Content

1. Photos that are deemed obscene, vulgar, sexually oriented, hateful, threatening, or otherwise violate any laws are strictly prohibited. The WCYF respects the rights related to copyright laws and intellectual property. All photos should be based on a contestant's original photograph taken by the contestant. Use of a photo from other sources/people without permission is not allowed and will lead to disqualification of the photo and possibly all entries by the contestant. The WYCF reserves the right to refuse inappropriate or unsuitable entries.
2. Any contestant submitting a photograph acknowledges that they have sufficient permission of any recognizable locations or people appearing in their photograph(s). This permission is hereby granted to both the photographer and the WCYF to publish and use as needed. Documentation should be retained by the contestant and will be requested by the WCYF if needed.

DIVISION R:
PHOTOGRAPHY DIVISION I-CLASS DESCRIPTIONS

Animals - Domestic: Photos focusing on the various animals that have been tamed and made fit for a human environment. To be considered domesticated, the animal must have their behavior, life cycle, or physiology systemically altered as a result of being under human control for many generations. Examples include Dog, sheep, pig, goat, cow.

Catch-All: Category for photos that do not fit into one of the other categories. This includes such photos as still-life, motion- blur, Polaroid transfers, SX-70 images, hand-colored photos. **A photo that fits in another category should be entered there; this category is not intended to allow an exhibitor to enter a 2nd photograph that would normally go into another category.**

Landscape: Scenes of landscapes, seascapes, skyscapes (sunsets, clouds, etc.) or underwater scenes.

People: People (babies, children, adults, and senior citizens) alone or in a group, active or inactive. Such photos may be photojournalistic, or an interpretative portrait where the person rather than the environment is emphasized.

Plant/Flora: Any photo that focuses on the plant or flower structure and not on a scene or landscape.

PHOTOGRAPHY DIVISION I CLASSES:

1. Animals - Domestic
2. Catch All
3. Landscape & Nature
4. People
5. Plant/Flora

DIVISION S:
PHOTOGRAPHY DIVISION II -CLASS DESCRIPTIONS

Animals-Wildlife: Category focuses on animals not tamed or domesticated and commonly found in the wild throughout the country and world. Photos can be of wildlife in nature, zoos, and/or petting zoos. Examples include Deer, snakes, insects, rodents, elephants, etc.

Dominant Color: Photos with a dominant color. The dominant element in the image must be a specific color, such as red, yellow, blue, white, black, white, green, etc. **Sepia, black, and white photos and duotones are excluded from this category.**

Food: Category is a still life specialization of photography, aimed at producing attractive photographs of food for use in such items of advertisements, packaging, menus and/or cookbooks. **NO PHOTOS OF ALCOHOL BEVERAGES ARE ALLOWED.**

Sports: Photo that captures individual or team sports. Can be either professional or amateur (human) and the focus could be on the sportsperson, the sport environment, the effort expended, or the conflict/rewards. Must reflect a strong message.

Theme:" Reflections"- Reflection photography uses reflective surfaces to create an artistic "echo" of a scene. It includes photos that are creatively composed to capture an image from a reflective surface. The reflection should play a significant part of the image's composition.

PHOTOGRAPHY DIVISION II CLASSES:

1. Animals – Wildlife
2. Dominate Color
3. Food
4. Sports
5. **THEME: Reflections**



DIVISION T:

PHOTOGRAPHY DIVISION III -CLASS DESCRIPTIONS

Details & Macro: Getting in close is the name of the game for this category. We welcome pictures of small details that suggest a larger story. This is also the place for macro photographs.

Elements of Design: Images use of graphic elements of design. Photos that showcase line, shape, pattern, form, texture, perspective, etc. Photo can consist of any subject matter.

Category is not for graphic illustrations made in commercial programs (i.e. Adobe Illustrator®) nor for extreme digital creations. Ex: Perspective, Line, Pattern.

Enhanced: A single photo that has been technically manipulated to be an abstract, panoramic, stitched or composite images. Others variations are allowed as well.

Motion/Action: The capture of movement within a single photo.

Travel & Place: This category includes images that express the joys and adventures of travel photography, showcasing place as an important part of the photo. This category can include historic buildings, ruins, islands, any subject you might encounter while traveling, as long as the photo expresses a sense of PLACE.

PHOTOGRAPHY DIVISION III CLASSES:

1. Details & Macro
2. Elements of Design
3. Enhanced
4. Motion/Action
5. Travel & Place

DIVISION U: HORTICULTURE GENERAL RULES

SUPERINTENDENT: Annette Compton

Container Grown Plants:

1. Exhibitors will plant and cultivate up to 3 or less examples of plant life in an appropriate container.
2. Plants should show evidence of being grown in the container, such as being securely rooted in the soil.
3. Plant selection is at the exhibitor's discretion and may belong to any species.
4. Plants must be healthy and bug free.
5. Plants should be cleanly and attractively potted in a container that is suitable for tabletop display.
6. Accessories are permitted; however, emphasis should be on the creative use of natural, fresh planted materials rather than on the accessories to create a scene.

Terrarium General Rules:

1. Exhibitors will plant and cultivate plant life to create a miniature landscape in an appropriate container.
2. Plant selection is at the exhibitor's discretion and may belong to any species.
3. Entries should feature 4 or more different plants per container.
4. Plants must be healthy and bug free.
5. Plants should show evidence of being grown in the container, such as being securely rooted in the soil.
6. Plants are the only living items that may be included with the entry – no other living items are permitted (e.g. animals, reptiles, bugs).
7. Plants should be cleanly and attractively potted in a container that is suitable for tabletop display.
8. Container may only be 1/3 full of soil and can be open air or closed.
9. Accessories are permitted; however, emphasis should be on the creative use of natural, fresh planted materials rather than on the accessories to create a scene.

Table Center Piece General Rules:

1. Exhibitor will create a table centerpiece that will be viewed from all sides.
2. Accessories may be used in the floral arrangement; however, emphasis should be on the creative use of natural, fresh cut materials. A minimum of 50% should be fresh cut materials.
3. Flowers and foliage should be free of blemishes, insects, and disease.
4. No painting is permitted on fresh materials.
5. Each exhibitor's design will be a sole effort with no assistance from anyone in any manner.

Wreath Rules:

1. Wreaths may be hung or a tabletop display. A minimum of 70% should be fresh materials (tree cuttings, fresh flowers or living plants.) Accessories may be used to decorate the wreath.
2. Flowers and foliage should be free of blemishes, insects, and disease. Please make selections carefully when using living plants. Exhibits will be on display for three days without ability to water.

HORTICULTURE CLASSES:

1. Container Grown Plants
2. Terrariums
3. Fresh Table Center Piece
4. Fresh Wreaths

DIVISION V: AG MECHANICS GENERAL RULES

SUPERINTENDENT: Ray Langley

1. Entry fee: **Entries must be made on an official Ag Mechanics Entry form** and signed by the AST/CEA overseeing the project. Exhibitors and projects must be listed on entry form at time of entry. See separate attached entry form for the Ag Mechanics Division.
2. All age groups will compete together.
3. Eligible Entries: Entries must be the work of eligible exhibitors – limited to Texas FFA and 4-H members. There is no limit to the total number of projects a 4-H club or FFA Chapter may enter. The Williamson County Youth Fair reserves the right to refuse any exhibit.
4. Projects: must be constructed by FFA & 4-H members. FFA projects must be constructed as a part of their agriculture mechanic instruction in agriculture science or as part of their supervised work experience program. 4-H projects must be constructed under the supervision of their County Extension Agent.
5. Club/Chapter Entries: Group entries must be made in the name of the FFA Chapter or 4-H club. All group entries must name a Team Leader and the names of all the exhibitors who participated in planning and construction of the project.
6. Individual/Group: Projects may be either individually or group constructed and owned.
7. Exhibit Space: Projects will be displayed in the Williamson County Expo Center by divisions and classes. Placement of projects will be at the discretion of Williamson County Youth Fair officials. Once project is placed in barn it is not allowed to be moved by anyone but a show official. Display space under shelter is not guaranteed. Projects may be displayed at an alternate site if sufficient space is not available at the Expo Center.
8. Construction Date: A project may be exhibited only one time at the Williamson County Youth Fair and construction must have been started within one calendar year of the conclusion of the previous show.
9. Types of Projects: Any project that does not fit into one of the stated classes will be disqualified. Projects may be subject to reclassification upon arrival. Projects **MUST** be classified in one of the listed sections (in bold) and classes (numbered under each section):
10. Classes with less than four entries are subject to being combined.
11. Vehicles: No trucks, non-entered tractors or trailers are allowed in the exhibition area.
12. Projects Requiring Offloading Assistance: Projects that need to be lifted from the topside area to be fitted with lifting eyes at balance points that accommodate 1" shackles. Projects that cannot be safely unloaded will be shown at an alternate site. Additionally, projects may be mounted on a pallet for ease of loading and unloading. Or projects that cannot be safely unloaded will be shown off a trailer.

13. Safety: All safety procedures must be adhered to when displaying projects but not limited to:

A. Appropriate and safe display stands provided for gates, panels, and other projects needing support.

B. Sharp edges and points (as on feeder roofs, bale movers, etc.) must be padded or covered to prevent injury.

C. All trailers, BBQ pits, and other equipment that is operated on or transported on public roads must be equipped with safety equipment as stated in the latest DOT publication.

All three-point hitch and P.T.O. operated equipment is to meet ASAE standards and specifications.

D. NO PAINT APPLICATION ON GROUNDS

14. Project completeness: All projects should be complete including finish. Projects are to be clean, free of dust and debris, and in a presentable condition even though they may have been used. Any item, necessary for use of the project must be a part of it (example: hinges and latches on gates and panels, etc.). Trailers and all other equipment are to be displayed in transport position. Ramps, extensions, and operation of specific features may be demonstrated as directed by the official judges and as space allows. The project display area (including the floor under and around the project) should be neat. Floor covering will be limited to the area under the project.

15. Welds: No structural welds are to be ground without penalty. Grinding is to be limited to welds that should be ground for functional reasons and/or welds that would normally be ground for cosmetic purposes. Examples: top rails on trailers, fender body outside tops, side latches, etc. may be ground, but frames, cross-members, tongues, filler pipe, etc. are not to be ground.

16. Any equipment to travel on public highways must meet Federal DOT Standards. Current Federal DOT inspection stickers will be honored. Anything that does not have a current Federal DOT inspection sticker will be subject to inspection by a TXDOT inspector.

17. Projects that require license plate to be DOT compliant must show in the trailer division. Trailers that are designed for off road or slow speed highway use must be equipped with slow speed tires and a SMV (Slow Moving Vehicle) triangle.

18. Exhibitor Presentation: Exhibitors should be dressed appropriately with their Project Binder and be next to their project when you make your project presentation at judging. Exhibitors should be courteous and helpful to those viewing their project including the public, show officials, and judges. Exhibitors should not interfere with or shield those exhibitors next to them. Exhibitors will be allowed cleaning or preparation supplies, limited to quantities that will fit in a common 5-gallon bucket, in the exhibition area.

19. Exhibitors must appear in person to present projects. Absence must be approved by WCYF committee.

20. Signs: All projects are to be identified. Information should include – Exhibitor(s) Name, Club/Chapter, and Project Description. Additional signs, banners, etc. must meet the approval of the committee members and cannot extend beyond the project's display space. NOT FOR SALE SIGNS.

21. Cleaning of projects will be limited to the use of spray bottles and towels.

22. Loss or Damage: Every precaution will be taken to protect the projects entered; however, neither the Williamson County Youth Fair nor the officials of this contest will be responsible for fire, theft, vandalism, or destruction to the projects.

23. Judging System:

Category:

Points Available:

a. Workmanship.....	25 points
b. Students' Knowledge of project.....	25 points
c. Design and Materials.....	15 points
d. Degree of Difficulty	15 points
e. Finish.....	10 points
f. Project Binder-Plans, Bill of Materials, Photographs, and if applicable, DOT standard for the project.....	10 points

TOTAL: 100 POINTS

24. Project Binder should include-Plans, Bill of Materials, Photographs: Exhibitors should provide an original, exhibitor drawn plan, photographs showing stages of production, and a complete bill of materials.

Student Knowledge: Exhibitor(s) may be asked questions concerning, but not limited to project construction, design, use, operation, etc. Exhibitors may also be asked to demonstrate all or parts of the project's operation.

25. Awards: Blue, Red & White ribbons will be given for quality. Ribbons for 1st and 2nd may be awarded for each class. Champion and Reserve Champions will be awarded rosettes, Best in Showmanship will receive an award TBD yearly by the Ag. Mech Superintendents. The Best in Show project will be awarded a banner and the opportunity to participate in the Williamson County Livestock Show Exhibiter Auction.

Class: BUMPER PULL TRAILERS

1. Small bumper pull utility trailer – 10 ft. & under
2. Medium bumper pull utility trailer – Over 10 ft. to 16 ft.
3. Large bumper pull utility trailer- Over 16 ft.
4. Bumper pull stock trailers
5. Towable BBQ pits
6. Other Bumper Pull trailers

Class: GOOSENECK TRAILERS

7. Gooseneck stock trailers
8. Gooseneck Utility trailers- Floats (deck above tires)
9. Gooseneck Utility trailers- Lowboys (deck below tires)
10. Other Gooseneck trailers

Class: AGRICULTURE MACHINERY & EQUIPMENT

11. Hay handling equipment
12. Spraying equipment
13. Mounted or pull-type tractor equipment
14. Hydraulic equipment
15. Shop Tables
16. All other shop equipment
17. Pickup & truck accessories

Class: LIVESTOCK & WILDLIFE EQUIPMENT

18. Gates & cattle guards – 14 ft. & under
19. Gates & cattle guards – Over 14 ft.
20. Squeeze chutes, livestock panels, restraining equip.
21. Trim chutes, blocking stands, livestock crates
22. Creep and self-feeders
23. Bits, Spurs, Knives, Etc.
24. All other livestock equipment
25. All other wildlife equipment

Class: HOME CONVENIENCE

- 26. Small Indoor Furniture/Furnishings (Less than 16 cubic ft., measured at widest point)
- 27. Individual Large Indoor Furniture (More than 16 cubic ft., measured at widest point)
- 28. Multi Piece Large Indoor Furniture (More than 16 cubic ft., measured at widest point)
- 29. Outdoor Metal Furniture.
- 30. Outdoor Wood Furniture
- 31. Other Yard & Garden Equipment (including ornamental/non-cooking fire pits, no gates)

Class: OUTDOOR COOKING

- 32. Traditional Enclosed Pits
- 33. Cooking Fire Pits & Grills
- 34. Other (Woks, Fish Fryers, Etc.)

DIVISION W: PUBLIC SPEAKING
SUPERINTENDENT: Diana Wiggins

Eligible Entries:

Juniors, Intermediates, & Seniors

(NO: GROUP ENTRIES)

Williamson County Youth Fair Speeches must be the original work of the eligible exhibitor who is presenting the speech. Speeches must be related to agriculture. Only one speech will be accepted per contestant. For returning competitors, use of a previously given WCYF speeches is allowed but not encouraged.

Bring a copy of your manuscript to the **Public Speaking Contestant Briefing at the time of judging scheduled on Saturday, December 2, 2023.** Draw for speaking order will be at the contestant briefing.

Speech attire: Contestants should be dressed in business attire or official dress.

Contest Structure: Visual Aids are NOT allowed. The use of notecards or written speech manuscripts are allowed. The contest will be comprised of the speech delivery followed by 3 questions from the judge's panel.

Time limit of Speech delivery:

- Juniors (4-6 minutes)
- Intermediates (5-8 minutes)
- Seniors (5-8 minutes)

Judging: Contestants will be judged and scored using the prepared public speaking rubric (Score Sheet for Public Speaking). Score sheets will be given back to the contestants at the conclusion of the contest during awards. Undertime and overtime penalty are 2 points per ½ minute.

Awards: Contestants will be recognized, and prizes awarded for the first place in each division (Junior, Intermediate, and Senior,) depending on sponsor availability. **The first-place senior speaker shall be prepared to give their speech at the Winners Circle Presentation ceremony for the WCYF.**

SCORE SHEET FOR PUBLIC SPEAKING



Name: _____ Club/Chapter: _____
 Age Division: _____ Junior _____ Intermediate _____ Senior
 Presentation Title: _____
 Time (5-8 minutes) Start Time: _____ End Time: _____ Elapsed Time: _____

*Scores will be
cut off before
being returned*

Judges' Comments	Factors for Scoring	Poor	Fair	Good	Excellent	Superior
	Composition and Organization (40 points)					
	1. Introduction					
	a. Attention of audience gained	1	2	3	4	5
	b. Importance of subject established	1	2	3	4	5
	c. Purpose clearly stated	1	2	3	4	5
	2. Body					
	a. One central theme	1	2	3	4	5
	b. Information accurate-source given	1	2	3	4	5
	c. Information current	1	2	3	4	5
	d. Logical sequence	1	2	3	4	5
	3. Summary					
	a. Major points emphasized	1	2	3	4	5
	Delivery (60 points)					
	4. Appearance					
	a. Grooming and dress	1	2	3	4	5
	b. Poise and posture	1	2	3	4	5
	5. Voice clear and understood	1	2	3	4	5
	6. Appropriate vocal dynamics	1	2	3	4	5
	7. Correct use of grammar	1	2	3	4	5
	8. Eye contact with audience	1	2	3	4	5
	9. Appropriate use of gestures/body language	1	2	3	4	5
	10. Uniqueness of presentation	1	2	3	4	5
	11. Audience appeal	1	2	3	4	5
	12. Educational value	1	2	3	4	5
	13. Questions					
	a. Accuracy of answers	1	2	3	4	5
	b. Poise and self-confidence	1	2	3	4	5
	Total Score (Max 100 points)					
	Overtime Penalty (2 points per 1/2 minute)					
	FINAL SCORE					
	<i>Judge's Initials</i>					

WCYF Project Information Form

For Divisions: *Clothing, Quilts, Textile Crafts, Needlework, Creative Crafts, Artificial Floral Crafts, and Woodworking* (Notecards acceptable if needed)

Exhibitor # (WCYF will provide): _____ Division/Class: _____

Name of Project: _____

Project Supplies:

Did you use a kit/pattern? Yes or No (Please Circle)

Please give a brief description of the steps used to create this project:

.....

WCYF Project Information Form

Use this form for PHOTOGRAPHY Projects

Exhibitor # (WCYF will provide): _____ Division/Class: _____

Camera Used: _____

(ex, iPhone, Cannon, etc.)

Settings/Lighting used: _____

(ex, F-Stop, Portrait, etc.)

Focus of Photo: _____

Summary of picture and inspiration:

Intentional Blank Page

WCYF Recipe Form

Exhibitor ID: _____ Division/Class: _____

Recipe Title: _____

Pan or Jar Size: _____

Cooking Temperature: _____ Cooking Time: _____

Ingredients:

Directions:

Intentional Blank Page



EXHIBIT ENTRY FORM

Exhibitor's Name (Printed): _____

Address: _____ City: _____ Zip: _____

School/Club/4-H Club: _____ Birth Date: _____

Circle Age Group: **Clover: Kindergarten to 2nd Grade**

Junior: 3RD Grade to 5th Grade

Intermediate: 6th Grade to 8th Grade

Senior: 9th Grade to 12th Grade

We have read and understand the Williamson County Youth Fair General Rules and the Category/Division/Class General Rules and agree to abide by them. Copies of the rules and regulations may be obtained from your School Teacher, Club Leader/Manager, or the Williamson County AgriLife website. The Williamson County Youth Fair, AgriLife Extension Office, extension agents, website, director, committee, supporters, or volunteers will be in no way held responsible for any loss, damage, or injury of any person, articles, or vehicles. We understand that items not picked up by specified time will be disposed of.

Participant's Signature: _____

Parent/Guardian Signature: _____

Parent/Guardian Print Name: _____

Parent/Guardian Phone Number: _____

Parent/Guardian Email Address: _____



WCYF REGISTRATION

Payment of \$5.00 per exhibit must accompany this form. Clover entries are \$2.50 per entry. Make checks payable to: **Williamson County Youth Fair or you may pay Online using the WCYF QR code above.**

Return checks will be charged a \$30 processing fee. **NO REFUNDS ON ENTRY FEES WILL BE MADE FOR ANY REASON**

of Entries _____ x \$5 (ON TIME) \$10 (LATE ENTRY) each = _____ payment attached (**Jr, Intermediate, Senior**)

of Entries _____ x \$2.50 (ON TIME) \$5 (LATE ENTRY) each = _____ payment attached (**Pre-Junior/Clover**)

No more than 1 exhibit may be entered per CLASS (But Can Enter an Exhibit in Every Class in a Division)

(Preserved Food Division: NOT FOR SALE)

If anyone would like to sell their non-food exhibit(s), the exhibitor will put the sale price on their tag at check-in

Exhibitor's Name: _____
If you have more than 13 entries, please print another page and staple all entry forms together.

	Division Letter	Division Name	Class Number	Class Name	For Youth Fair Use
Example	A	Preserved Foods	4	Pickled Vegetables	
1					
2					
3					
4					
5					
6					
7					
8					
9					
10					
11					
12					



WCYF REGISTRATION

AG MECHANICS EXHIBIT- WCYF ENTRY FORM

Exhibitors/Team Leader's Name (Printed) _____ Group Entry: NO YES

Team member's name _____ Team member's name _____

Team Leader's address _____ City _____ Zip _____

Chapter/4-H Club _____ AST/CEA _____ AST-Phone _____

I the Agriculture Science Teacher (AST) or County Extension Agent (CEA) certify that the entry is eligible and agree to abide by the rules of the current Williamson County Youth Fair Rulebook.

AST/CEA Signature _____ Date _____

Exhibitor/Team Leaders Signature _____ Date _____

Parent/Guardian Print Name _____

Parent/Guardian Phone Number _____

Parent/Guardian Email Address _____

Project Entry Fees

of Entries _____ x \$5 (ON TIME) or \$10 (LATE ENTRY) each = _____ payment attached

Make checks payable to: **Williamson County Youth Fair** or you may pay Online using the **WCYF QR code above**.

Return checks will be charged a \$30 processing fee. **NO REFUNDS ON ENTRY FEES WILL BE MADE FOR ANY REASON**

AG MECH-PROJECT INFORMATION

(You must provide ALL info in the row: Project description, dimensions, etc.)

Exhibitor/Team Leader's Name: _____

	Class Name	Class Number	Project Description	Project Dimensions
Example	<i>Livestock & Wildlife Equipment</i>	<i>21</i>	<i>Blocking Stand for sheep and goats</i>	<i>3ft wide x 4ft long x 2ft tall</i>
1				
2				
3				
4				
5				
6				
7				
8				
9				
10				